
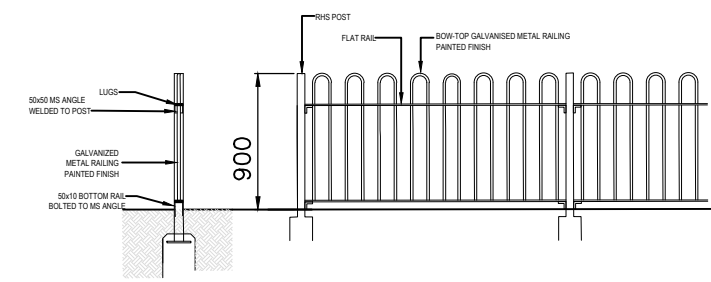


Trim back hedgerow to the red line boundary and provide a 2.0m high metal post and rigid weld mesh panel fence. This allows the hedge to be retained and visually be part of the garden.

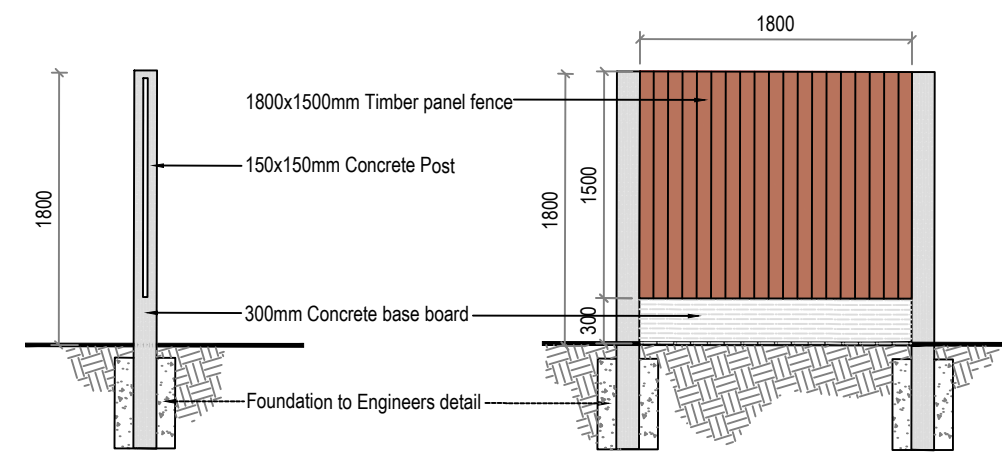
TRIM BACK EXISTING HEDGE TO RED LINE/APPLICATION BOUNDARY. ERECT POST AND PANEL FENCE SYSTEM TO ENSURE LEAST IMPACT ON ROOT PROTECTION AREA.



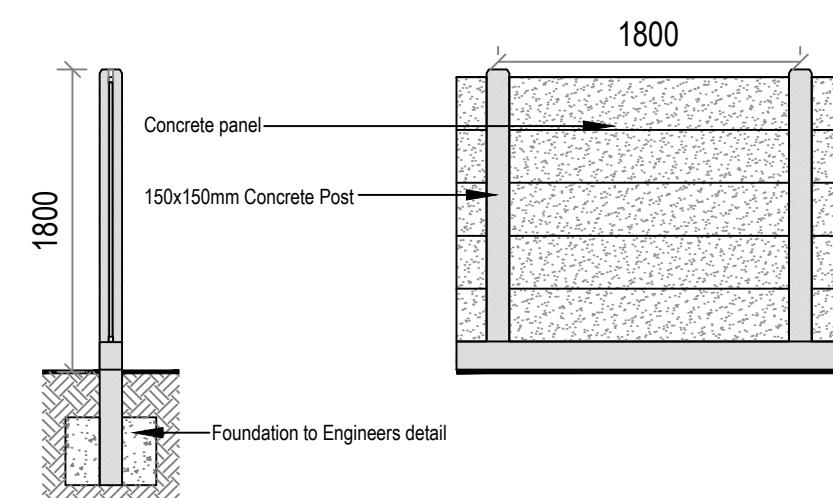
Post Size: 50 x 50mm
Height: 900mm
Post centres: 2000mm
Galvanised mild steel c.h.s railings @ 100mm c/c
supported between
S.H.S. supports @ 2000mm c/c typically
Railings and supports to be painted black



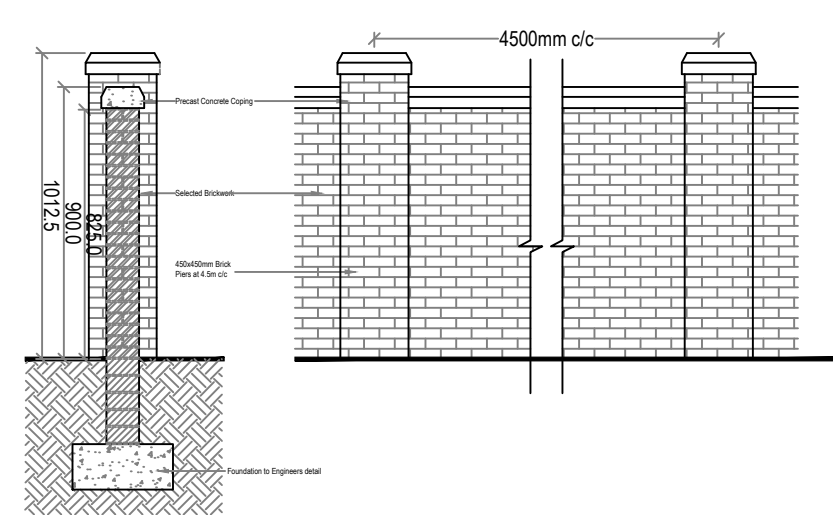
BOUNDARY TREATMENT 1: ■■■■■
900mm High metal fence



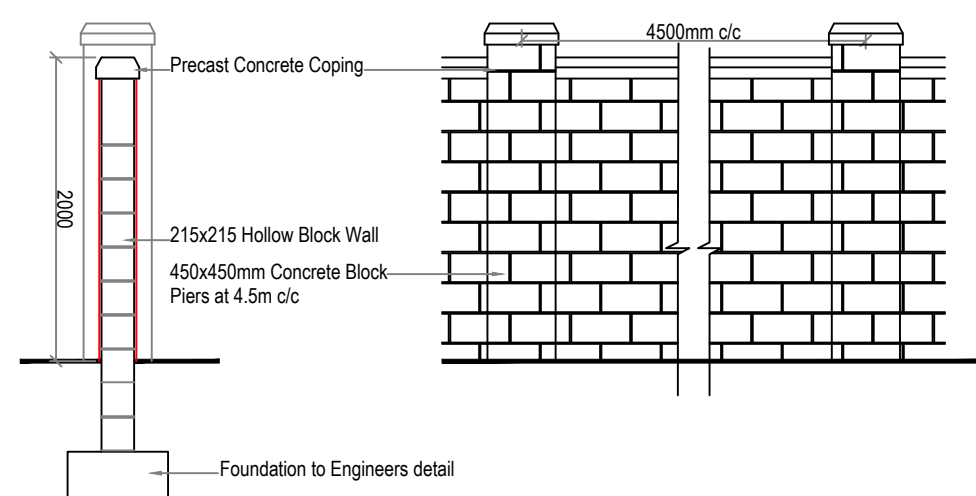
BOUNDARY TREATMENT 2: ■■■■■
1.8m High Concrete post and timber panel fence.



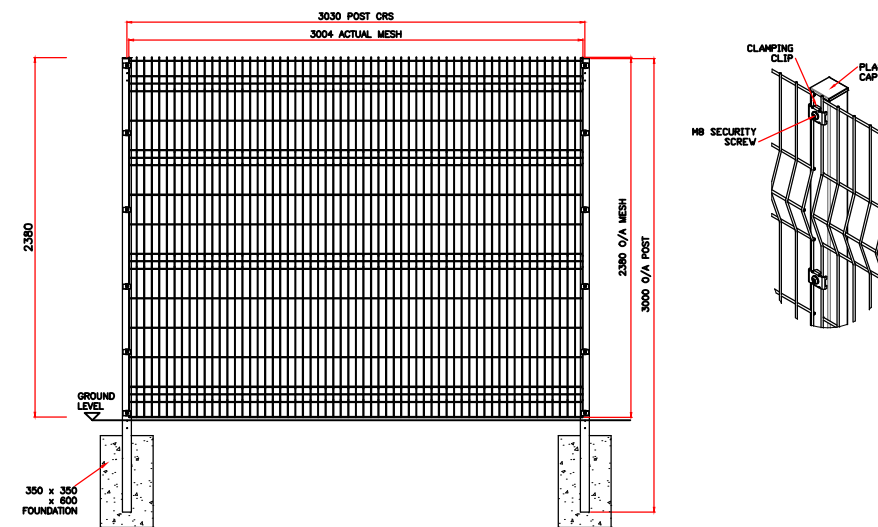
BOUNDARY TREATMENT 3: ■■■■■
1.8m High Concrete post and concrete panel fence.



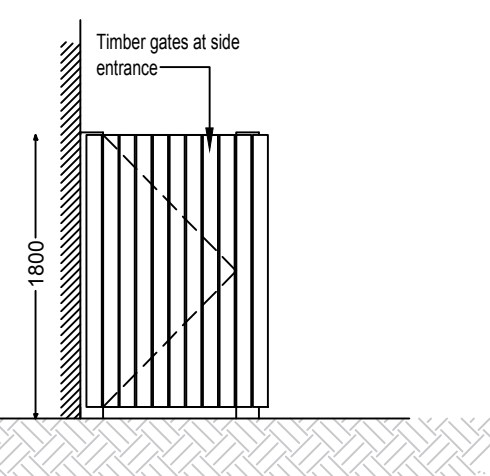
BOUNDARY TREATMENT 4: ■■■■■
2.0m High Brick Wall, with precast concrete capping.



BOUNDARY TREATMENT 5: ■■■■■
2.0m High Block Wall, concrete capping



BOUNDARY TREATMENT 6: ■■■■■
2.4m High Metal post and rigid weld mesh fence



BOUNDARY TREATMENT 7: ■■■■■
1.8m High Side Gate

Tree & Hedgerow Protection - BS 5837:2012 Trees in Relation to Construction

All tree and hedgerow protection works are to be in accordance with BS 5837:2012 and approved by consulting arborist. Where permanent boundary treatments are not installed prior to commencement, all trees and hedgerows to be retained on site are to be protected by temporary protective fencing to their outer edge.

Fencing is to be installed before any materials or machinery are brought onto the site and before any demolition or development, including erection of site huts, commences. Remedial works to those hedgerows to be retained should be undertaken, prior to erection of protective fencing.

Once erected, fencing and ground protection are to be regarded and sacrosanct and should not be removed or altered without the prior consultation with the consulting arborist.

Protective fencing should consist of a scaffold framework in accordance with the figure below comprising a vertical and horizontal framework, well braced to resist impacts, with vertical tubes spaced at a maximum interval of 3.0m. Onto this weld mesh panels of 2m high shuttering board should be securely fixed with wire or scaffold clamps.

Notices should be erected on the fence indicating 'Protected Area - Keep Out' or 'No Operations past this Point'.

BOUNDARY TREATMENT 8: ■■■■■
2m High Temporary Protection Fencing

Boundary Treatments Plan

Scale 1:500